



CISCO IP Phone Model 7942

To forward your Desk phone to another phone number (home phone or cell phone) push the button BELOW the word CFwdALL



It should ask you to ENTER a number.

Press "9" and then the ten digit number you want to forward to.



If done correctly, you will see this message.

To undo Call forwarding press the button under the CFwdALL and it is undone.

Cisco IP Phone Model 7911



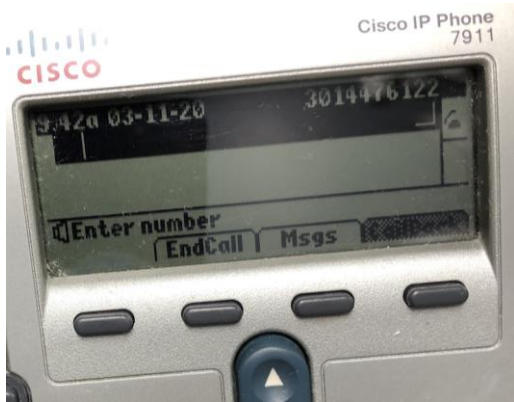
To forward your Desk phone to another phone number (home phone or cell phone) push the MORE button.



The push the button BELOW the CFwdALL.

It should ask you to ENTER a number.

Press "9" and then the ten digit number you want to forward to.



It should ask you to ENTER a number.

Press "9" and then the ten digit number you want to forward to.



If done correctly, you will see this message.

To undo Call forwarding press the button under the CFwdALL and it is undone.